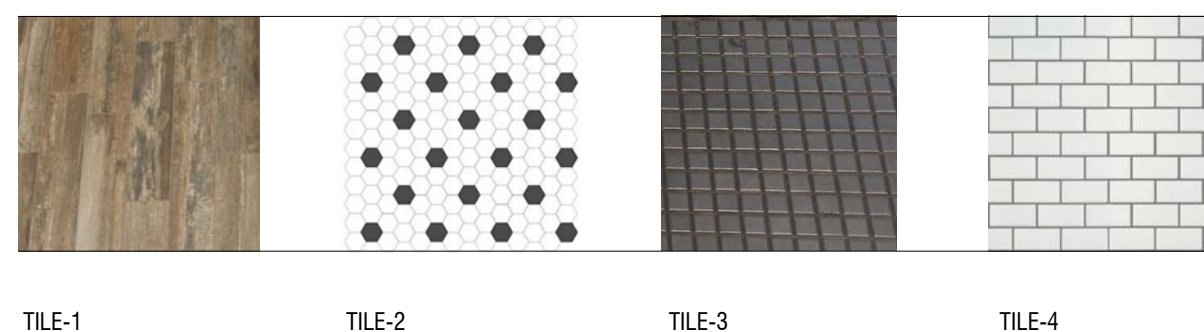




EQUIPMENT SCHEDULE									
SYMBOL	QUANTITY	NEW / EXIST.	NAME	MAKE	MODEL	CAPACITY / SIZE (L x D x H)	PLUMBING CONNECTION	ELECTRICAL CONNECTION	NOTES
E-1	1	NEW	UNDERCOUNTER DISHWASHER - HIGH TEMP	CHAMPION	UH-2308 (70)	24" x 25" x 34"	1/2" SUPPLY; 5/8" DRAIN	TBD	
E-2	1	NEW	PASS THROUGH ICE BIN W/ COLD PLATE AND DOUBLE SPEED RAIL	KROWNE OR EQUIVALENT	KRPT-2436-10	24" x 36" x 30"	1/2" IPS DRAIN		SOUND DEADENING DOUBLE RACK SPEED RAIL
E-3	2	NEW	LIQUOR DISPLAY	KROWNE OR EQUIVALENT	KR18-18RD	18" x 24" x 36 1/2"	N/A	N/A	KR-306 LOCKABLE COVER
E-4	2	NEW	STORAGE RACK	KROWNE OR EQUIVALENT	KR18-51B	18" x 24" x 36 1/2"	1" IPS DRAIN	N/A	
E-5	2	NEW	TRASH BIN	PERLICK OR EQUIVALENT	TS12TRA	12" x 24" x 36"	N/A	N/A	
E-6	2	NEW	GLASS RACK	KROWNE OR EQUIVALENT	KR18-GS1	24" x 24" x 36 1/2"	1" IPS DRAIN	N/A	
E-7	2	NEW	CORNER STORAGE	PERLICK OR EQUIVALENT	TSF90TC	24" x 24" x 36 1/2"	1 1/2" NPS MALE	N/A	TRIMMED CORNER FOR UTILITIES
E-8	1	NEW	GLASS CHILLER	PERLICK OR EQUIVALENT	FR24	24" x 24" x 34 1/2"	N/A	115 / 60 / 1 ; 5.8 AMPS	NEMA 5-15P
E-9	1	NEW	ICE BIN W/ COLD PLATE AND DOUBLE SPEED RAIL	KROWNE OR EQUIVALENT	KR21-24DP-10	48" x 21" x 36 1/2"	1/2" IPS DRAIN	TBD	SOUND DEADENING DOUBLE RACK SPEED RAIL
E-10	1	NEW	UNDERBAR REFRIGERATION	TRUE OR EQUIVALENT	TBB-24-48G-LD	48" x 24 1/2" x 36"	TBD	115 / 60 / 1 ; 7.6 AMPS	GLASS DOORS
E-11	1	NEW	UNDERBAR FREEZER	PERLICK OR EQUIVALENT	HA24FB-5	24" x 24" x 32"	N/A	115 / 60 / 1 ; 2.3 AMPS	
E-12	1	NEW	12 HEAD BEER TAPS - WALL MOUNT	TBD	TBD	TBD	TBD		
E-13	1	NEW	PASS THROUGH BACK BAR COOLER	CONTINENTAL OR EQUIVALENT	BBUC69-SS-SGD	69" x 26" x 35"	TBD	115 / 60 / 1 ; 10.3 AMPS	
E-14	6	BY OTHERS	INDUCTION PLATE	SPRING	SM-651R	13" x 12" x 3"	N/A	115 / 60 / 1 ; 5.4 AMPS; 650 WATTS	NEMA 5-15P
E-15	1	BY OTHERS	COLD PLATE	DELFIELD	N8231G	32" x 26" x 19"	N/A	115 / 60 / 1 ; 7.5 AMPS	NEMA 5-15P
E-16	1	BY OTHERS	COLD PLATE	DELFIELD	N8231G	30" x 22" x 16"	N/A	115 / 60 / 1 ; 7.5 AMPS	NEMA 5-15P
E-17	2	NEW	OATMEAL WARMERS	TBD	TBD	TBD	TBD		
E-18	1	NEW	INFRARED HEAT LAMP - BUFFET	TBD	TBD	TBD	TBD		
E-19	1	NEW	INFRARED HEAT LAMP - BUFFET	TBD	TBD	TBD	TBD		
E-20	1	NEW	INFRARED HEAT LAMP - HOTLINE	TBD	TBD	TBD	TBD		
E-21	1	NEW	ICE BIN W/ COLD PLATE	KROWNE OR EQUIVALENT	KR21-36DP-10	36" x 21" x 36 1/2"	1/2" IPS DRAIN	TBD	
E-22	1	BY OTHERS	ESPRESSO MACHINE	LA MARZOCCO	GB5 EE 3	37 1/2" x 25" x 19"	COLD WATER SUPPLY W/ 3/8" COMP. SHUT-OFF & FILTRATION	220 v 1 PHASE 50 AMP	NEMA 6-50R
E-23	1	BY OTHERS	GRINDER	MAZZER	SUPER JOLLY	9 1/2" x 16 1/2" x 24"	N/A	115 / 60 / 1 ; 9 AMPS	
E-24	1	BY OTHERS	GRINDER	MAZZER	ROBUR E	9 1/2" x 12 1/2" x 28 1/2"	N/A	115 / 60 / 1 ; 9 AMPS	
E-25	1	BY OTHERS	DISPLAY CASE	TBD	TBD	TBD	TBD		
E-26	1	NEW	STAINLESS STEEL WORKSTATION W/ BUTCHER BLOCK TOP	TBD	TBD	22" x 24" x 36"	N/A		
E-27	1	RELOCATED	EXISTING GLASS WASHER	VIF	VIF	VIF	VIF		
E-28	1	BY OTHERS	BULK GRINDER	BUNN	G1-HD	7 1/2" x 16" x 23"	N/A	115 / 60 / 1 ; 9 AMPS	
E-29	1	BY OTHERS	COFFEE BREWER	CURTIS	G4 THERMOPRO	21" x 21" x 35"	COLD WATER SUPPLY W/ 3/8" COMP. SHUT-OFF & FILTRATION	220 v 1 PHASE 30 AMP	NEMA L14-30R
E-30	1	BY OTHERS	HOT WATER DISPENSER	BUNN	HW2	7" x 14 1/2" x 24"	COLD WATER SUPPLY W/ 3/8" COMP. SHUT-OFF & FILTRATION	115 / 60 / 1 ; 15 AMPS	
E-31	1	BY OTHERS	CONVECTION OVEN	TBD	TBD	TBD	TBD		
E-32	1	BY OTHERS	TOASTER	TBD	TBD	TBD	TBD		
E-33	1	NEW	HOT PLATE	HATCO	GRS-48-F	48" x 15 1/2" x 4"	N/A	115 / 60 / 1 ; 500 WATTS	NEMA 5-15P
E-34	2	BY OTHERS	SELF SERVE REFRIGERATOR	OASIS	B42	45 1/2" x 24" x 82 1/2"	TBD	115 / 60 / 1 ; 15.6 AMPS	
P-1	7	NEW	FLOOR SINK	TBD	TBD	TBD	TBD		
P-2	2	NEW	DUMP SINK	KROWNE OR EQUIVALENT	KR21-1C	12" x 21" x 35 1/2"	1/2" HOT AND COLD WATER SUPPLY; 1" IPS DRAIN		
P-3	1	NEW	HAND SINK	TBD	TBD	TBD	TBD		
P-4	1	NEW	GREASE INTERCEPTOR	TBD	TBD	TBD	TBD		
P-5	3	NEW	DRINK RAIL WITH GLASS RINSER	PERLICK OR EQUIVALENT	TBD	VIF x 4" x 1"	WATER SUPPLY TBD; 1/2" ID HOSE FOR DRAIN	N/A	LOCATION TO BE DETERMINED ON SITE
P-6	1	BY OTHERS	RINSER	TBD	TBD	6" x 8" x 2"	3/8" COLD WATER SUPPLY; 1/2" BARB FITTING FOR DRAIN	N/A	

## MATERIAL LEGEND

(E)	EXISTING FINISH TO REMAIN
(E) GYP BD	EXISTING SHEETROCK, PATCH, REPAIR AND PAINT AS REQ.
CTP-1	WHITE HONED CARRARA MARBLE SLAB, 3/4" THICKNESS, COMMERCIAL GRADE SEALER
CTP-2	QUARTER-SAWN WHITE OAK, 8/4 THICKNESS, DURABLE CLEAR FINISH (DALYS AQUASPAR OR EQUIV.)
CTP-3	RE-USE EXISTING STAINLESS STEEL COUNTERTOP. CUT & MODIFY AS NECESSARY.
CTP-4	STAINLESS STEEL COUNTERTOP, #4 BRUSHED FINISH, SQUARE EDGES, 1-1/2" HEIGHT
CTP-5	CAESARSTONE, 6141 OCEAN FOAM, 3/4" THICKNESS, FINISH W/ BUILT-UP EDGE TO 1-1/2" POLISHED FINISH.
FLR-1	SIKA EPOXY BASE COAT, SIKA 315 URETHANE W/ WEAR ADDITIVE, 6" SPEED COVE INTEGRATED W/ SIKA FLOORING MATERIAL
FRP-1	BLACK FRP, SMOOTH FINISH
GYP BD	SHEETROCK SMOOTH LEVEL 4, UNO.
MOSAIC-1	TREND MOSAIC GLASS TILE, BRILLANTE MIX 251, 246, 249, 3/4" x 3/4"; WHITE GROUT
PAINT-1	CEILING PAINT: RALPH LAUREN STUDIO WHITE RLUL20; SHEEN FLAT
PAINT-2	WALL / TRIM PAINT: MILLER ACRINAMEL 7212 BLACK, SHEEN SEMI-GLOSS; PROVIDE ADDITIONAL CLEAR COAT ON PAINTED WOOD PANEL, V.I.F.
PAINT-3	WALL / TRIM PAINT: RALPH LAUREN STUDIO WHITE RLUL20; SHEEN SEMI-GLOSS; PROVIDE ADDITIONAL CLEAR COAT ON PAINTED WOOD PANEL, V.I.F.
PAINT-4	WALL / TRIM PAINT: RALPH LAUREN REFLECTION POOL RLVM27; SHEEN SEMI-GLOSS; PROVIDE ADDITIONAL CLEAR COAT ON PAINTED WOOD PANEL, V.I.F.
TILE-1	STORKA EDGEMERE MARSH, 8" x 48", GREY GROUT, CLEAR SEALER
TILE-2	WHITE HEX TILE W/ BLACK INSERT, 3/4" x 3/4"; GREY GROUT, CLEAR SEALER
TILE-3	BLACK SQUARE TILE, 3/4" x 3/4"; GREY GROUT, CLEAR SEALER
TILE-4	WHITE SUBWAY TILE, 3" x 6"; GLOSS FINISH; GREY GROUT
UPHOLSTERY-1	VINYL SEAT; PAT-8584 TAUPE
UPHOLSTERY-2	FABRIC BACKREST, WHOLE 9 YARDS; PATTERN - VERMILLION 2; COLOR - CARIBE
WDP-1	VERTICAL RECLAIMED BARN BOARD, RANDOM WIDTHS, CLEAR FINISH.
WDLR-1	SAND & REFINISH EXISTING WOOD FLOORING, CLEAR FINISH.



## KEYNOTES - ARCHITECTURAL

- 1 TILE-1, SEE MATERIAL LEGEND
- 2 TILE-2, SEE MATERIAL LEGEND
- 3 TILE-3, SEE MATERIAL LEGEND
- 4 TILE-4, SEE MATERIAL LEGEND
- 5 36" x 36" 6/4 QUARTER-SAWN WHITE OAK TABLE TOPS. DURABLE, CLEAR FINISH. (DALYS AQUASPAR OR EQUIV.) RE-USE EXISTING TABLE BASES.
- 6 24" x 30" 6/4 QUARTER-SAWN WHITE OAK TABLE TOPS. DURABLE, CLEAR FINISH. (DALYS AQUASPAR OR EQUIV.)
- 7 1" x 2" BLACKENED STEEL TUBE FRAME FOR COUNTERTOP SUPPORT. PROVIDE INTERMEDIATE STRUCTURE @ 4'-0" O.C. MIN. CONNECT TO NEW / EXISTING STRUCTURE.
- 8 30" ROUND 6/4 QUARTER-SAWN WHITE OAK TABLE TOPS. DURABLE, CLEAR FINISH. 24" TALL, BLACKENED 2" x 2" STEEL TABLE BASE (DALYS AQUASPAR OR EQUIV.)
- 9 12" x 30" 6/4 QUARTER SAWN WHITE OAK DROP-IN TABLE LEAF. PROVIDE CONNECTABILITY TO STEEL SUPPORT AND ADJACENT TABLE TOPS. DURABLE CLEAR FINISH (DALYS AQUASPAR OR EQUIV.)
- 10 BOOTH 6/4 QUARTER-SAWN WHITE OAK TABLE TOPS. DURABLE, CLEAR FINISH. (DALYS AQUASPAR OR EQUIV.) NEW STEEL TABLE BASE SUPPORT ANCHORED TO FLOOR
- 11 CTP-1, SEE MATERIAL LEGEND
- 12 CTP-2, SEE MATERIAL LEGEND
- 13 CTP-3, SEE MATERIAL LEGEND
- 14 CTP-4, SEE MATERIAL LEGEND
- 15 CTP-5, SEE MATERIAL LEGEND
- 16 REPURPOSED EXISTING WOOD PANELING, PREP FOR NEW PAINT
- 17 NEW WALL; 2x4 WOOD STUDS @ 16" O.C., 3/4" PLYWOOD EACH SIDE. PROVIDE STEEL STANCHIONS AS REQ.
- 18 FRP-1, SEE MATERIAL LEGEND
- 19 BLACKENED STEEL COAT HOOKS @ 30" O.C.
- 20 REPURPOSED EXISTING METAL FOOTRAIL & BRACKETS. MODIFY AS NECESSARY TO FIT.
- 21 2" x 2" BLACKENED STEEL TUBE FRAME, ATTACHED TO FLOOR & CEILING STRUCTURE ABOVE DROP CEILING.
- 22 GLASS SHELVING FOR LIQUOR DISPLAY
- 23 16 GA. BLACKENED STEEL PANEL
- 24 CASEWORK - BLACK FORMICA BOXES W/ ADJUSTABLE SHELVING, FLUSH WOOD SLAB DOORS, PAINT-2 FINISH. ORB PULLS
- 25 (E) CASEWORK - REFINISH EXISTING DOORS W/ PAINT-2 FINISH. REPAIR EXISTING DOORS / HARDWARE AS NECESSARY. ORB PULLS.
- 26 CASEWORK - FINISH PLYWOOD BOXES W/ PULL-OUT DRAWERS. HEAVY-DUTY DRAWER HARDWARE, SINGLE PANEL DOORS, PAINT-2 FINISH
- 27 MOBILE TABLE - 2" x 2" BLACKENED STEEL TUBE FRAME. 1" x 2" BLACKENED STEEL COUNTERTOP UNDERSHELF SUPPORT. 16 GA. BLACKENED STEEL UNDERSHELF. 4" TWO-WAY LOCKING CASTERS, 36" TABLE HEIGHT.
- 28 MOBILE HOST STAND - BLACK FORMICA BOXES W/ ADJUSTABLE OPEN SHELVING. BLACKENED STEEL PANEL ON EXTERIOR OF FRONT & SIDES. 4" TWO-WAY LOCKING CASTERS. 42" COUNTER HEIGHT.
- 29 HEAVY DUTY SHELVING FOR PLATES, BOWLS, & GLASS WARE.
- 30 COIL DRAPERY ON TRACK. 1/4" WEAVE, 18 GA. ALUMINUM ANTIQUE BRONZE FINISH.
- 31 PAINT-1, SEE MATERIAL LEGEND
- 32 PAINT-2, SEE MATERIAL LEGEND
- 33 PAINT-3, SEE MATERIAL LEGEND
- 34 PAINT-4, SEE MATERIAL LEGEND
- 35 EXISTING SPEAKERS / LOCATIONS TO REMAIN
- 36 EXISTING WALL STRUCTURE TO REMAIN. PROVIDE NEW STANCHIONS, COUNTERTOP SUPPORTS AS NECESSARY.
- 37 NEW WALL TO ALIGN W/ EXISTING. NEW PLYWOOD SUBSTRATE EACH SIDE.
- 38 WDP-1, SEE MATERIAL LEGEND
- 39 FLR-1, SEE MATERIAL LEGEND
- 40 WDLR-1, SEE MATERIAL LEGEND
- 41 MOSAIC-1, SEE MATERIAL LEGEND
- 42 1' - 6" DEEP ALCOVE FOR FIRE WOOD STORAGE
- 43 CHASE FOR GLYCOL, PLUMBING, & ELECTRICAL
- 44 REPAIR WOOD TRIM AS NECESSARY. PROVIDE MATCHING WOOD TRIM @ SOFFIT RETURN FOR NEW SUSPENDED CEILING
- 45 MODIFY HVAC GRILL TO DISTRIBUTE AIR AWAY FROM HEAT LAMPS
- 46 EXISTING WOOD PANEL TO REMAIN - PROVIDE ADDITIONAL CLEAR COAT ON PAINTED WOOD PANEL, V.I.F.
- 47 NEW STAINLESS STEEL DOUBLE SWINGING DOOR
- 48 NEW BRASS FOOT RAIL AND BRACKETS TO MATCH EXISTING
- 49 NEW VERTICAL TEMPERED GLASS GUARD WITH VERTICAL STEEL SUPPORTS @ 4' - 0" O.C. MIN
- 50 CASEWORK - NEW MOBILE CONDIMENT STAND, BLACK FORMICA INTERIOR WITH CUTOFF FOR TRASH AND COMPOST. SINGLE PANEL DOORS. ORB PULLS
- 51 NEW RAISED FLOOR, 2x6 WOOD SLEEPERS W/ 3/4" PLYWOOD SUBSTRATE AND 3/4" REPURPOSED WOOD PANEL FLOORING
- 52 LED STRIP LIGHT SEE RCP
- 53 BLACKENED STEEL I-BEAM TO SUPPORT TABLE TOPS. STRUCTURE RETURNS TO FLOOR AT EITHER END.
- 54 UPHOLSTERY-1, SEE MATERIAL LEGEND
- 55 UPHOLSTERY-2, SEE MATERIAL LEGEND
- 56 MERCHANDISE SHELVING; 2" x 2" BLACKENED STEEL FRAME, 1" x 2" BLACKENED STEEL SHELVING SUPPORTS, 4/4 QUARTER SAWN WHITE OAK SHELVING, CLEAR FINISH

### Project Location

Hilton Market  
921 SW 6th Ave.  
Portland, OR 97204



THESE DRAWINGS ARE FOR  
CONSTRUCTION BY  
JEAN-PIERRE VEILLET  
SITEWORKS, INC. ONLY

Date: 2014.12.08

Lead  
Designer: JEAN-PIERRE VEILLET

Architect: JESSAMYN GRIFFIN

Drawn By: DSM / JPM

Phase: CONSTRUCTION

Revisions:

#	Description	Date
---	-------------	------

Sheet Name  
SCHEDULES & KEYNOTES

Sheet No.

# A601